


Using your PSAT  
scores to prepare for  
the SAT  
Advisory for Grade 9,  
10, & 11




How is the PSAT and SAT Scored

Scoring for each of the test varies


The SAT is scored 400-1600

PSAT 10 and NMSQT is scored 320 -1520


PSAT 8/9 is scored 240 -1440



# What is my score used for?



- **PSATs taken in 9<sup>th</sup> and 10<sup>th</sup> grade are preparation for 11<sup>th</sup> grade testing, scores are one indication of being on track to be ready for college**
- **PSAT/NMSQT is used to determine National Merit Scholarship 11<sup>th</sup> Grade**
- **SAT is used for:**
  - **College admissions**
  - **College Scholarships**
  - **Entrance into College Honors programs**
  - **By some employers in employment decisions**
  - **By the State of Connecticut in determining the Quality of High Schools across the state**
  - **Practicing for the SAT on College Board/Khan will make you eligible for up to \$40,000 in college scholarships (see second video)**




## *College Readiness: How is THS doing?*

Shown below are the Average Scores for 9<sup>th</sup> graders in October of 2019 You can see we are just about on track in Reading/Writing and a behind in Math as is the entire State of CT. **GREEN = at or above goal, YELLOW = Approaching Goal, RED= Below Goal**

<b>PSAT 9 April 2019 Scores</b>	<b>Mean Reading/Writing Score</b>	<b>Mean Math Score</b>
<b>THS</b>	<b>416</b>	<b>399</b>
<b>State</b>	<b>438</b>	<b>430</b>
<b>College Readiness Goal 9th Grade</b>	<b>410</b>	<b>460</b>

# College Readiness: How is THS doing?




Shown below are the Average Scores for 10<sup>th</sup> graders in April of 2019 (and their 9<sup>th</sup> grade scores) You can see we are just about on track in Reading/Writing and a behind in Math as is the entire State of CT

	PSAT 9 November 2018		PSAT 9 April 2019		PSAT/NMSQT October 2019	
PSAT Scores Class of 2022	Mean Reading/Writing Score	Mean Math Score	Mean Reading/Writing Score	Mean Math Score	Mean Reading/Writing Score	Mean Math Score
<b>THS</b>	<b>408</b>	<b>401</b>	<b>420</b>	<b>417</b>	<b>434</b>	<b>421</b>
<b>State</b>	<b>433</b>	<b>423</b>	<b>445</b>	<b>428</b>	<b>463</b>	<b>451</b>
<b>College Readiness Goal 9<sup>th</sup> Grade/10<sup>th</sup> Grade Goal</b>	<b>410</b>	<b>460</b>	<b>410</b>	<b>460</b>	<b>430</b>	<b>480</b>




# Scores for current 11<sup>th</sup> Graders on April and October PSATs



## PSAT April 2019

## PSAT/NMSQT October 2019

	Mean Reading/ Writing Score	Mean Math Score	Mean Reading/ Writing Score	Mean Math Score
<b>THS</b>	<b>463</b>	<b>437</b>	<b>472</b>	<b>450</b>
<b>State</b>	<b>473</b>	<b>454</b>	<b>496</b>	<b>475</b>
<b>College Readiness Goal 10th grade/ 11th</b>	<b>430</b>	<b>480</b>	<b>460</b>	<b>510</b>



**Scores for current 12<sup>th</sup> Graders on the October PSAT and April SAT (Taken in 11<sup>th</sup> Grade)**

**PSAT/NMQT Fall 2018**

**SAT April 2019**

<b>PSAT/SAT Scores</b>	<b>Mean Reading/Writing Score</b>	<b>Mean Math Score</b>	<b>Mean Reading/Writing Score</b>	<b>Mean Math Score</b>
<b>THS</b>	<b>452</b>	<b>447</b>	<b>482</b>	<b>461</b>
<b>State</b>	<b>498</b>	<b>479</b>	<b>513</b>	<b>499</b>
<b>College Readiness Goal 11th Grade</b>	<b>460</b>	<b>510</b>	<b>480</b>	<b>530</b>

# *How do I set a Goal Score for the SAT?*

- If you want to go to a 4-year college then your Goal score should be at the 75<sup>th</sup> Percentile of admitted students to that college (or at least 50%). You can find these scores on Naviance or the web (search College name & Common data set) *See next slide*
- If you are going to a community college your goal score should be the score to avoid remediation 510 Reading/Writing, 530 Math
- If you have another plan like employment, military, job corps etc. good preparation, and a good score may help you in the future if you decide to go to college or have to take similar tests for your employer again the Community College Standard of 510/530 is a good goal to shoot for
- As with any goal it is OK to exceed your goal



## ***Middle 50% Scores of Admitted Students at Local Colleges***

College	Middle 50% Reading/Writing	Middle 50% Math
Southern CT (2016)	410-510	410-500
Central Connecticut <i>Honors program</i>	500-590 <i>600+ or 1100</i>	480-580 <i>combined</i>
UCONN	600-690	610-730
Yale	720-770	730-790
Quinnipiac	550-630	530-630
University of Hartford	520-620	510-610
Community College Score to avoid remediation	510	530

# Getting Scores back and interpreting them

- Students receive scores first on their College Board Account. We receive paper scores months later. So set up and check your account.
- The PSAT Test booklet with all the questions on the PSAT test you took.
- A copy of your answers, an answer key, and interpretations of your scores.
- The opportunity to create College Board Account and a Khan academy account.
- Linking these accounts will produce a customized study plan to improve your score via Khan academy that utilizes these scores to identify strengths and areas that need improvement.
- Freshmen and Sophomores will take the PSAT again on March 25th
- Juniors will take the SAT on March 25<sup>th</sup>

# How, When, and Why to link to Khan Academy for SAT Prep?

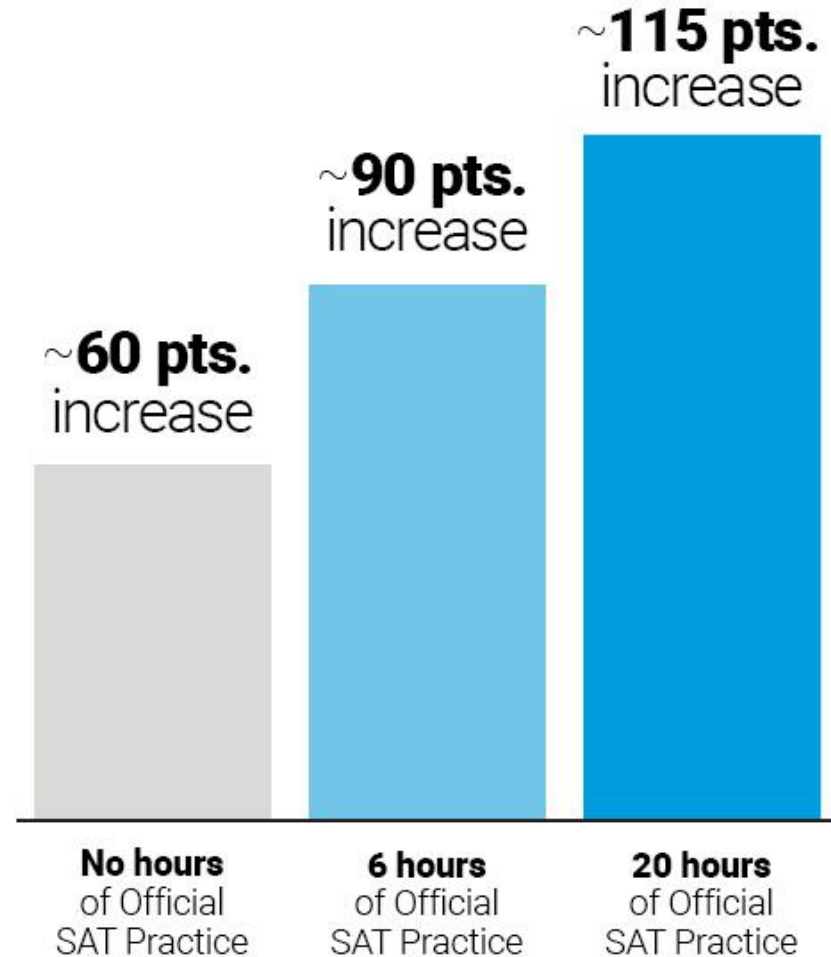
- **How:** Students establish College Board & Khan accounts, when linked the software prepares and individualized study plan based on your strengths and areas that need improvement. Instructions are in this presentation and on the web
  - <https://collegereadiness.collegeboard.org/ppt/linking-college-board-khan-academy-accounts-presentation.ppt>
- **When:** All students by their Junior year should link these accounts. Students can establish them earlier but should be in at least Geometry before using the Khan practice SAT materials. If you are not yet in Geometry use Khan to improve skills but wait to prepare for the SAT.
- **Why:** Khan's tools can set up a personalized plan whether you study on your own, with friends, a tutor, or in a class.

# Develop a Plan

- **Diagnose your skills early on.** Your PSAT results can be used in conjunction with Khan software to do this for you.
- **Take at least two full practice tests.** Nothing like simulation of the actual paper test
- **Familiarize yourself with the instructions for each test section.**
- **Study outside the box.** Mix Test prep with general skills like summarizing readings and math skills from your classes
- Explore exam strategies such as those on PrepScholar or The College Panda
- **Take a break the night before the test.** If you develop a plan over 2-6 months take a break the night before
- **Set yourself up for success on Test Day.** Get a good night's sleep and have a nutritious breakfast

# Practice improves SAT performance

These are gains from PSAT to SAT with increased practice




Where do I get practice Materials? College Board and Khan Academy Watch video to see how to set up your practice sessions





**Sign up.  
Link up.  
Get practicing.**





# Preparing for the SAT

## Free Resources

- [College Board](#). They make the test so this is an overview of how to prepare.
- <https://collegereadiness.collegeboard.org/pdf/official-sat-practice-strategies-brochure.pdf>
- **Khan Academy**: Uses your PSAT Scores/answers to identify and map out a plan of preparation for the SAT. You need link your account which is shown in the slides that follow.  
<https://www.khanacademy.org/test-prep/sat>
- **Naviance**: through your school Naviance account you have access to free preparation that uses your strengths and weaknesses to map out a study plan.  
[http://torringtonths.ss16.sharpschool.com/departments/guidance/naviance\\_family\\_connection\\_link](http://torringtonths.ss16.sharpschool.com/departments/guidance/naviance_family_connection_link)
- Study a little at a time on your phone with the following link.  
<https://collegereadiness.collegeboard.org/sat/practice/daily-practice-app>
- PrepScholar's 23 Tips for the SAT <https://blog.prepscholar.com/sat-tips-and-tricks-you-must-use>
- College Panda's technique to get an 800 on the Reading writing section  
<https://thecollegepanda.com/get-800-sat-reading/>

The following slides are  
redundant with the video but  
are screen shots of how to link  
your College Board account to  
Khan Academy

# Linking Khan Academy and College Board Student Accounts

---

# Why link Khan Academy and College Board Accounts?

---

- ▶ Linking your accounts will further personalize your practice: the practice recommendations on Khan Academy will be based on your PSAT/NMSQT results
- ▶ All future scores from the SAT, PSAT/NMSQT, PSAT 10 and PSAT 8/9 will also be sent to help customize your practice and recommendations on Khan Academy.
- ▶ You will be able to jump right into practice without having to take any additional diagnostic quizzes or practice tests to get personalized recommendations.

*Please note that you can terminate your account linking at any time.*



# Steps to link your College Board and Khan Academy Accounts

## Step 1

Log in to or create your Khan Academy account at [satpractice.org](https://satpractice.org)

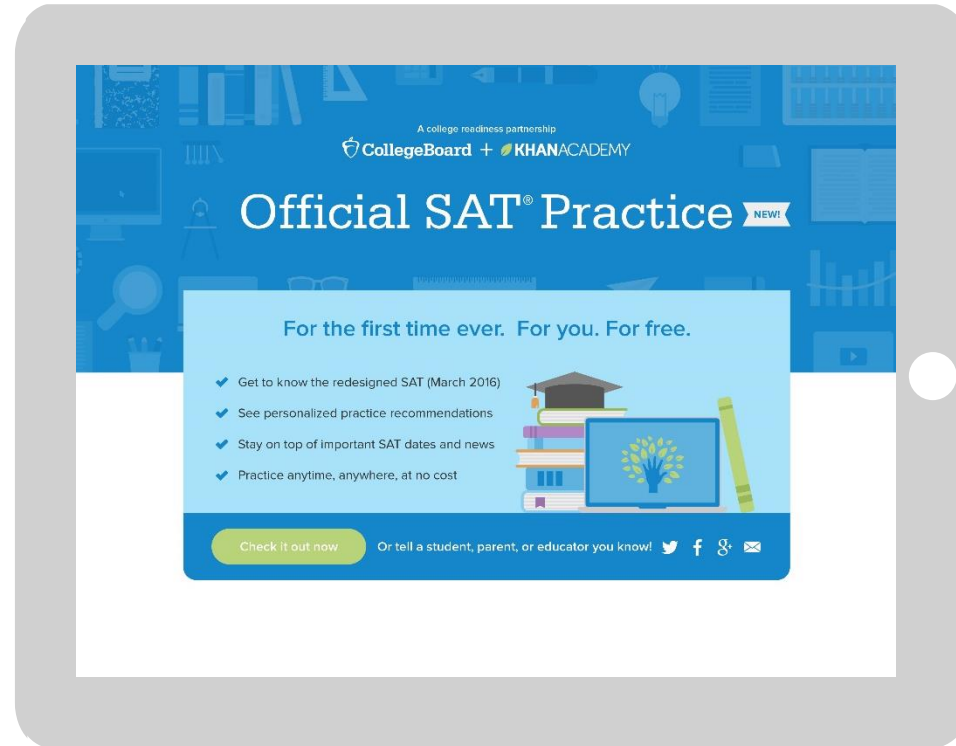
## Step 2

When prompted, agree to link your Khan Academy and College Board accounts

## Step 3

Sign in or create your College Board Account and hit “Send” to send your scores

**Sign up. Link up.  
Get practicing.**



# Step 1: Create a Khan Academy Account

Start learning on Khan Academy

Sign in with Gmail

Sign in with Facebook

Sign up with email

By clicking "Sign up", you agree to our Terms of Service and Privacy Policy.

I'm a teacher | I'm a parent | Already have an account? [Log in](#)

Start learning on Khan Academy

First name Last name

Email

Birthdate

Sign up

Go back

By clicking "Sign up", you agree to our Terms of Service and Privacy Policy.

- ▶ Log in to or create your Khan Academy account
  - ▶ Go to [satpractice.org](https://satpractice.org)
  - ▶ Click green button labeled "Check it out now"
  - ▶ Sign in with Gmail, Facebook, or click "Sign up with email"
    - ▶ If you click Sign in with Gmail or Facebook, enter in your username and password for either these accounts and you are signed in
    - ▶ If you click "Sign up with email" Enter in First Name/Last name/Email/Birthdate and click "Sign Up"
      - ▶ An email will be sent to your account to verify; sign in to your email
      - ▶ Open email from Khan Academy accounts and click on the "Finish Signing Up" button
      - ▶ A welcome screen will appear where you will enter username and password and click "Sign Up"

# Step 2:

## Begin to link your Khan Academy Account to College Board

- ▶ You have logged into Khan Academy for the first time and will be asked if you would like to send PSAT results
- ▶ If you already have a Khan Academy account, a prompt will appear asking if you want to send your PSAT results to Khan Academy
- ▶ After choosing that option, you will be directed to [collegeboard.org](https://collegeboard.org)

Welcome to Official SAT® Practice **KHANACADEMY** [Exit SAT practice](#)

We'd love to start by practicing what you missed on the PSAT.

To make this happen, we'll have you sign in to [CollegeBoard.org](https://CollegeBoard.org) and send your PSAT results to Khan Academy. Doing this will enable you to skip our diagnostic quizzes. We will also receive updates about the date of your upcoming SAT.

If you haven't taken the PSAT yet, no worries, let's take your first diagnostic quiz.

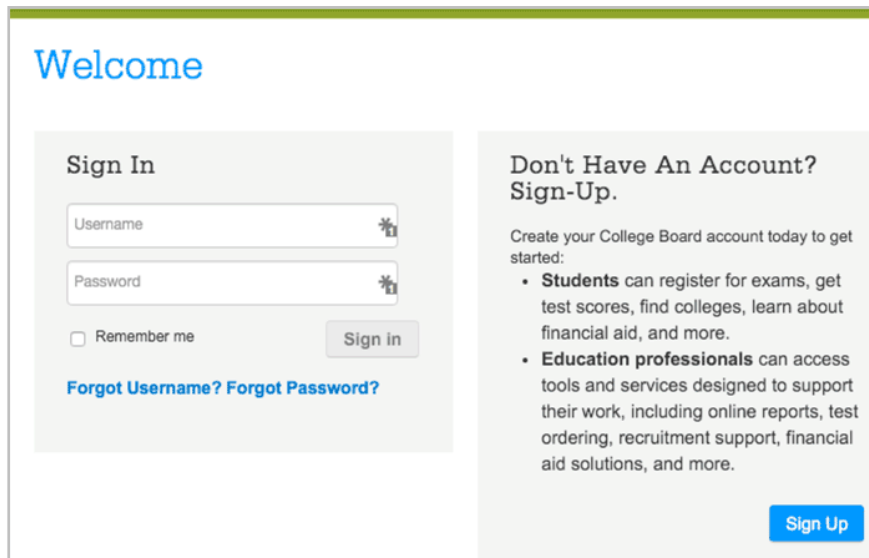
**A** Sign in to [CollegeBoard.org](https://CollegeBoard.org) and send your PSAT results to Khan Academy

**B** Take your first diagnostic quiz

Do 3 questions   3 [Sign in to CollegeBoard.org](#)

# Step 3: Create a College Board Account

- ▶ Sign in to your College Board account; if you do not have a College Board account, click 'Sign Up' to create one.
- ▶ The steps for creating a College Board account are:
  - ▶ Click on the “Sign up” blue box
  - ▶ Fill in the fields to create your student account ensuring all information is correct
  - ▶ Click “Next” at the bottom when all fields are completed
  - ▶ You are now Signed In



The screenshot shows the College Board login and sign-up interface. On the left, under the heading "Welcome", there is a "Sign In" section with input fields for "Username" and "Password", a "Remember me" checkbox, and a "Sign in" button. Below these fields are links for "Forgot Username?" and "Forgot Password?". On the right, under the heading "Don't Have An Account? Sign-Up.", there is a paragraph encouraging account creation and two bullet points: "Students can register for exams, get test scores, find colleges, learn about financial aid, and more." and "Education professionals can access tools and services designed to support their work, including online reports, test ordering, recruitment support, financial aid solutions, and more." A blue "Sign Up" button is located at the bottom right of this section.

*Please note that students under 13 cannot create a College Board Account.*

# Step 3: And Hit Send to Link Accounts

- ▶ After successfully logging in to your College Board account, you will be asked for permission to link your accounts.
- ▶ After clicking “Send” you will be redirected to SAT practice on the Khan Academy site.
- ▶ You can remove the link at any time, by clicking on “Revoke” which is found in College Board account settings.

Request for Approval

Khan Academy is requesting permission for the following:

Press “Send” below to give College Board permission to send your test results to Khan Academy so that Khan Academy can personalize your practice recommendations based on how you did. And once you’re registered for the SAT, College Board will also send Khan Academy your upcoming test date so they can update your practice schedule. You can remove permission at any time.

Logged in as SOA1693

CollegeBoard Don't Send **Send**

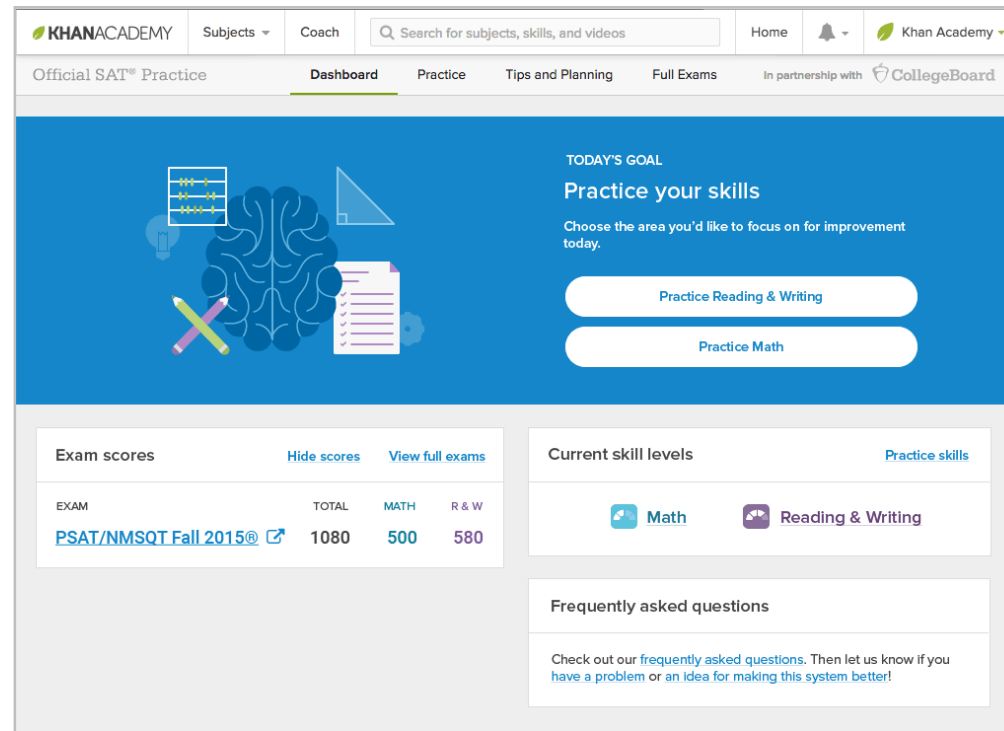
Revoke Permission ×

Are you sure that you want to stop sharing item-level data about your performance and dates of SAT tests for which you are registered with Khan Academy?

Cancel **Revoke**

# Now Start Practicing on Khan Academy with Personalized Recommendations

- ▶ You can start your practice in either Math or Evidence Based Reading & Writing.
- ▶ The recommendations are based on how you did on the PSAT/NMSQT or PSAT 8/9.
- ▶ Keep practicing – with each additional problem and activity the personalization gets stronger and gets you closer to your goal score on the SAT, PSAT/NMSQT, PSAT 10, or PSAT 8/9.



The screenshot shows the Khan Academy dashboard for SAT practice. At the top, there is a navigation bar with the Khan Academy logo, a search bar, and links for Home, Coach, and Khan Academy. Below this is a secondary navigation bar with 'Official SAT® Practice' and tabs for 'Dashboard', 'Practice', 'Tips and Planning', and 'Full Exams'. The main content area features a blue header with the text 'TODAY'S GOAL Practice your skills' and two buttons: 'Practice Reading & Writing' and 'Practice Math'. Below the header, there are three sections: 'Exam scores' with a table showing scores for PSAT/NMSQT Fall 2015, 'Current skill levels' with progress indicators for Math and Reading & Writing, and 'Frequently asked questions'.

EXAM	TOTAL	MATH	R & W
<a href="#">PSAT/NMSQT Fall 2015@</a>	1080	500	580